



MAGLUMI 2000 Plus

Chemiluminescence Immunoassay (CLIA) System

FDA
510(k)
Cleared



www.snibe.com
sales@snibe.com

Outstanding technology

Power of MAGLUMI

Chemiluminescence Immunoassay (CLIA) System

CLIA uses two important technologies, one is labelling technology which determines reaction mode, and the other is separation technology which determines the sensitivity, accuracy and precision of the reagents.

■ ABEI Labelling Technology

Two types of labelling technologies are commonly used.

One is enzyme label and the other is non-enzyme small molecule label. Enzyme label reagents are not so stable and are easily affected by the change of storage conditions. Maglumi system applies ABEI labels. ABEI is a non-enzyme small molecule with special molecular formula to enhance stability in acid and alkaline solutions. The chemical reaction process of ABEI with sodium hydroxide (NaOH) and hyperoxide (H_2O_2) finishes in 3 seconds.

■ Magnetic Microbeads Separation Technology

Maglumi uses Magnetic Microbeads. As a separation technology, it has been widely used in the field of CLIA. Compared with traditional separation technologies, it has the following advantages,

- Shortening the reaction time by enlarging the reaction area of antigens and antibodies.
- Enhancing the sensitivity by better and faster capturing of antigens and antibodies.
- Reducing inter or intra-assay discrepancies significantly by mixing the reagents thoroughly in a liquid separation platform.



Advantage of MAGLUMI 2000 Plus




- For large labs or hospitals
- More than enough test menu to meet the different needs and it will be extended according to your requirement
- Free Quality Control and calibrator helps to reduce the Cost Per Test
- Quality guarantee by the Third party quality control and External Quality Assessment (EQA)
- Key technology ABEI and Nano magnetic microbead enhances stability and sensitivity of Maglumi reagents



MAGLUMI 2000 Plus

- Integrated design and humanized appearance
- Simple and smart operation
- Compact size and weight



Pipettor

- Aspirate reagent / sample with high speed
- Titanium needle for crushproof
- Clot detection & liquid level detection
- Coated with TEFLON to prevent carry-over
- Inner & external washing




Automated cuvette loader

- Capable of loading modules continuously
- Up to 180 reaction modules




Sample area

- Up to 144 sample on board with barcode
- Continuous loading & cooling function
- Random, batch, and STAT modes



Incubator

- 16 Incubate slots (96 tests at the same time)
- The temperature is $36.8\text{ C} \pm 0.5\text{ C}$




Chamber

- High-sensitivity and low-noise PMT
- Cuvettes detection and anti-overflow



Washer

- Strong magnetic field helps better separation
- Three pairs of washing needles with anti-overflow function



Reagent area

- Cooling function
- 25 Reagents on board, continuous loading
- RFID label storing reagent information
- RFID tag, high reliability
- Easy and fast for adding and updating

Operation software



Comprehensive software

- User-friendly interface
- Real-time status monitoring for each test
- Monitoring reagent and consumable status
- Intelligent alarm function
- Multilingual support, 10 kind of languages
more languages available by request



Maintenance Guide

- Smart Maintenance with step by step guide, ensure performance reliability and reduce unnecessary service calls
- Daily, weekly and monthly maintenance guide for analyser



Quality control

- Westgard rules and Levey-Jennings chart for both internal and external quality control



Test Summary Function

- Test summary including system test, calibration, QC, statistics of samples, valid tests and rerun tests
- Search and review test information conveniently



Pre or post defined dilution function

- Pre- and post- dilution available for the case of high concentration sample



Bidirectional LIS connection

- Bidirectional LIS connection by TCP/IP and ASTM

Test menu

Tumor Markers

Ferritin
AFP
CEA
Total PSA
f-PSA
CA 125
CA 15-3
CA 19-9
PAP
CA 50
CYFRA 21-1
CA 242
CA 72-4
NSE
S-100
SCCA
TPA-snibe
Pepsinogen I
Pepsinogen II
Gastrin-17
H.pylori IgG
 β_2 -MG
Calcitonin
Proinsulin
*H.pylori IgA
*H.pylori IgM
*proGRP
*AFP-L3
*HE4
*PIVKA-II
*HER-2

Bone Metabolism

Intact PTH
Calcitonin
Osteocalcin
25-OH Vitamin D
Intact PTH
* β -CTX
*PINP

Inflammation Monitoring

hs-CRP
PCT (Procalcitonin)
*IL-6

Anemia

Vitamin B₁₂
Ferritin
Folate (FA)

Fertility

FSH
LH
HCG/ β -HCG
PRL
Estradiol
Progesterone
free Estriol
Testosterone
free Testosterone
DHEA-S
17-OH Progesterone
AMH
*SHBG
*Androstenedione
*PIGF
*sFlt-1

Thyroid

TSH (3rd Generation)
T₄
T₃
FT₄
FT₃
Tg (Thyroglobulin)
TGA (Anti-Tg)
TRAb
TMA
Anti-TPO
Rev T₃
Intact PTH

Prenatal Screening

AFP (Prenatal Screening)
Free β -HCG
PAPP-A
HCG/ β -HCG
free Estriol

Glyco Metabolism

C-Peptide
Insulin
ICA
IAA (Anti Insulin)
Proinsulin
GAD 65
Anti-IA2

Kidney Function

β_2 -MG
Albumin

TORCH

Toxo IgG
Toxo IgM
Rubella IgG
Rubella IgM
CMV IgG
CMV IgM
HSV-1/2 IgG
HSV-1/2 IgM
HSV-2 IgG
*HSV-2 IgM
*HSV-1 IgG
*HSV-1 IgM

EBV

EBV EA IgG
EBV EA IgA
EBV VCA IgG
EBV VCA IgM
EBV VCA IgA
EBV NA IgG
*EBV NA IgA

Immunoglobulin

IgM
IgA
IgE
IgG

Hepatic Fibrosis

HA
PIIIP N-P
C IV
Laminin
Cholyglycine

Infectious Disease

HBsAg
Anti-HBs
HBeAg
Anti-HBe
Anti-HBc
Anti-HCV
Syphilis
Chagas
HTLV I+II
Anti-HAV
HAV IgM
HIV p24 Ag
HIV Ab/Ag combi
H.pylori IgG
*H.pylori IgA
*H.pylori IgM
*Anti-HBc IgM

Drug Monitoring

CSA (Cyclosporine A)
FK 506 (Tacrolimus)
Digoxin

Cardiac

CK-MB
Troponin I
Myoglobin
NT-proBNP
Aldosterone
Angiotensin I
Angiotensin II
D-Dimer
LP-PLA2
hs-cTnI
hs-CRP
Direct Renin
*H-FABP
*BNP

Autoimmune

TGA (Anti-Tg)
TRAb
TMA
Anti-TPO
ICA
IAA (Anti Insulin)
GAD 65
Anti-IA2
*Anti-CCP
*Anti-dsDNA IgG
*ANA Screen
*ENA Screen
*Anti-Sm IgG
*Anti-Rib-P IgG
*Anti-Scl-70 IgG
*Anti-Centromeres IgG
*Anti-Jo-1 IgG
*Anti-M2-3E IgG
*Anti-Histone IgG
*Anti-nRNP/Sm IgG
*Anti-SS-B IgG
*Anti-SS-A IgG

Others

GH (hGH)
IGF-I
Cortisol
ACTH
*IGFBP-3

* Available soon

MAGLUMI 2000 Plus

Chemiluminescence Immunoassay (CLIA) System

Technical Specifications

Reagent Feature

- Flash chemiluminescence label –ABEI, with high sensitivity and long stability
- Magnetic microbeads separation, fast and efficient

Main Features

- Throughput: up to 180 tests/hour
- 24 hours ready-to-use
- Time to first result: 17 minutes

Modes of Operation

- Random, Batch and STAT

Sample Loading

- Up to 144 samples tubes
- Continuous loading, STAT available
- Barcode reader recognition or analyzer auto numbered
- LIS connection, auto read sample info
- Refrigerated sample area with independent power supply

Reagent Loading

- 25 reagents on board
- Continuous loading
- RFID reading all info of reagent
- Refrigerated reagent area with independent power supply

Reagent Integral

- Ready-to-use, no pretreatment required
- Including calibrators
- RFID tag storing all info of reagent
- RFID tag with built-in master curve
- 2-point calibration to adjust master curve
- Calibration stability: Max 4 weeks

Other Features

- Clot detection
- Liquid level detection
- Auto and optional ratio for high sample dilution
- Constant 37°C incubation

Operation System

- Windows 7
- Dell compatible (Dual-core CPU)
- Color touch screen

Interconnection

- Bi-communication with LIS via ASTM protocol

Dimensions Weight

- Input: AC 110-230V, 50/60HZ
- Dimension and weight: 144 x 76 x 152cm 228kg



Shenzhen New Industries Biomedical Engineering Co., Ltd
(SNIBE Co., Ltd)

21st Floor, Block A, Building 1, Shenzhen Software Industry Base,
No. 1008, Keyuan Road, Nanshan District, Shenzhen 518000 CHINA

Tel: +86 755 26501514

Fax: +86 755 26654850

Email: sales@snibe.com

Web: www.snibe.com



DISTRIBUTOR:

Follow us on

