

MAGLUMI™ 4000 Plus

Chemiluminescence Immunoassay (CLIA) System



Outstanding Technologies Power of MAGLUMI™

Chemiluminescence Immunoassay (CLIA) System

CLIA uses two important technologies, one is labelling technology which determines reaction mode, and the other is separation technology which determines the sensitivity, accuracy and precision of the reagents.

■ ABEI Labelling Technology

Two types of labelling technologies are commonly used. One is enzyme label and the other is non-enzyme small molecule label. Enzyme label reagents are not so stable and are easily affected by the change of storage conditions. MAGLUMI™ system applies ABEI labels. ABEI is a non-enzyme small molecule with special molecular formula to enhance stability in acid and alkaline solutions. The chemical reaction process of ABEI with sodium hydroxide (NaOH) and hyperoxide (H_2O_2) finishes in 3 seconds.

■ Magnetic Microbeads Separation Technology

MAGLUMI™ uses Magnetic Microbeads. As a separation technology, it has been widely used in the field of CLIA. Compared with traditional separation technologies, it has the following advantages,


- Shortening the reaction time by enlarging the reaction area of antigens and antibodies.
- Enhancing the sensitivity by better and faster capturing of antigens and antibodies.
- Reducing inter or intra-assay discrepancies significantly by mixing the reagents thoroughly in a liquid separation platform.



Advantages of MAGLUMI™ 4000 Plus



- For labs and hospitals with high throughput
- Broad test menu to meet different needs and it is expanding according to your requirement
- Free Quality Control and calibrators help to reduce the cost per test
- Quality guaranteed by the third party quality control and External Quality Assessment (EQA)
- Key technologies of ABEI and Nano magnetic microbeads enhance stability and sensitivity of MAGLUMI reagents



MAGLUMI™ 4000 Plus

- Modular design and humanized appearance
- Simple and smart operation
- Compact size and weight



Pipettor

- Aspirate reagent/sample with high speed
- Titanium needle crushproof
- Clot detection & liquid level detection
- Teflon coated for carry-over prevention
- Inner & external washing




Automated cuvette loader

- Capable of loading reaction modules continuously
- Up to 160 reaction modules, 960 tests
- Walk away time around 3.5 hours




Pneumatic spring

- Sample area door and reagent area door are equipped with damping brace, providing good user experience.




Sample area

- 144 positions with barcode reader, can be extended to 280 positions
- Continuous loading & cooling function
- Random access, Batch and Emergency mode




Measuring Unit

- High-sensitivity and low-noise photo multiplier tube (PMT)
- Cuvette detection and anti-overflow



Modular Expanding Flexibility

- Capable to integrated several modulars including Snibe immunoassay, biochemistry and ISE modular
- Capable to link with Laboratory Automation system (TLA/LAS)




Patented Washer design

- Powerful washer with anti-overflow function
- Intelligent magnetic field design ensure good separation



Convenient consumables placement

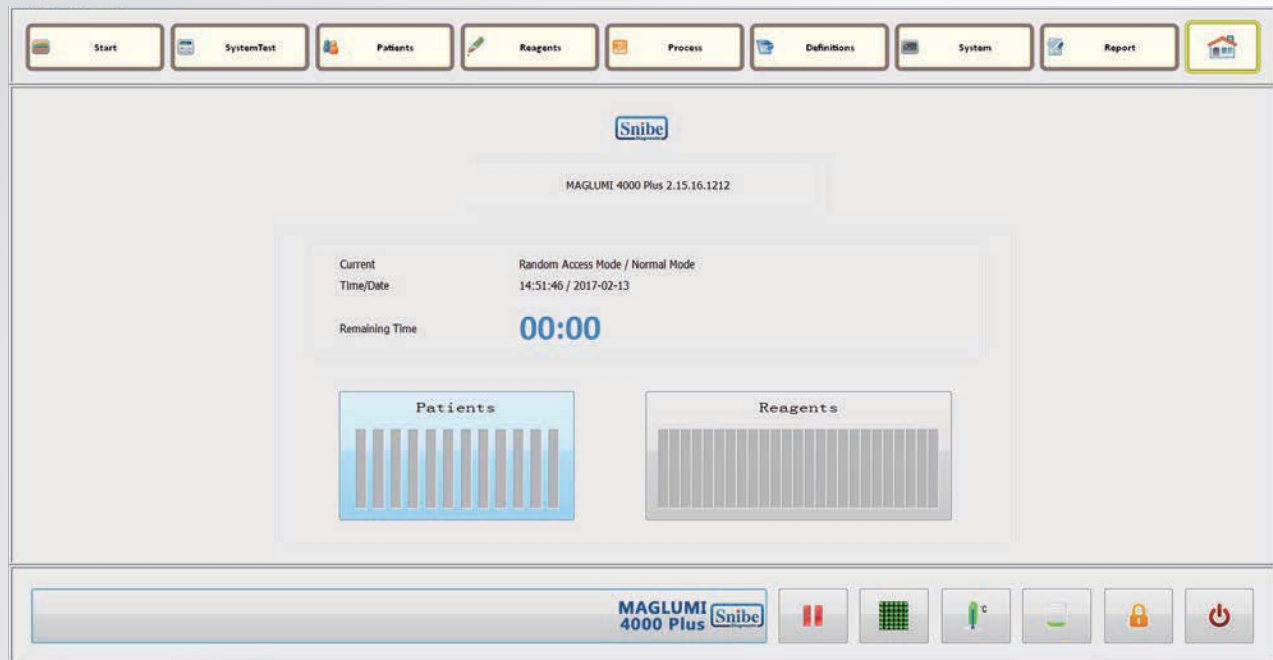
- Well designed drawer tray contribute to conveniently replace: wash liquid, waste liquid, starter 1, starter 2, waste cuvettes



Reagent area

- Cooling function ensures reagent stability
- 25 reagents on board, with continuous loading function
- RFID label storing reagent information
- Easy and fast adding and updating

OPERATION SOFTWARE



Comprehensive software

- User-friendly interface
- Real-time status monitoring for each test
- Monitoring reagent and consumable status
- Intelligent alarm function
- Multilingual support, 10 kind of languages more languages available by request



Maintenance Guide

- Smart Maintenance with step by step guide, ensure performance reliability and reduce unnecessary service calls
- Daily, weekly and monthly maintenance guide for analyser



Quality control

- Westgard rules and Levey-Jennings chart for both internal and external quality control



Test Summary Function

- Test summary including system test, calibration, QC, statistics of samples, valid tests and rerun tests
- Search and review test information conveniently



Pre or post defined dilution function

- Pre- and post- dilution available for the case of high concentration sample



Bidirectional LIS connection

- Bidirectional LIS connection by TCP/IP and ASTM

TEST MENU

Tumor Markers

Ferritin
AFP
CEA
Total PSA
f-PSA
CA 125
CA 15-3
CA 19-9
HCG/ β -HCG
Tg(Thyroglobulin)
PAP
CA 50
CYFRA 21-1
CA 242
CA 72-4
NSE
S-100
SCCA
TPA-snibe
Pepsinogen I
Pepsinogen II
Gastrin-17
H.pylori IgG
 β 2-MG
Calcitonin
Proinsulin
*H.pylori IgA
*H.pylori IgM
*proGRP
*AFP-L3
*HE4
*PIVKA-II
*HER-2

Bone Metabolism

Calcitonin
Osteocalcin
25-OH Vitamin D
Intact PTH
* β -CTX
*PINP

Glyco Metabolism

C-Peptide
Insulin
ICA
IAA(Anti Insulin)
Proinsulin
GAD 65
Anti-IA2

Anemia

Vitamin B₁₂
Ferritin
Folate (FA)

Fertility

FSH
LH
HCG/ β -HCG
PRL
Estradiol
Testosterone
free Testosterone
DHEA-S
free Estriol
Progesterone
17-OH Progesterone
AMH
*SHBG
*Androstenedione
*PLGF
*sFLT-1

Thyroid

TSH (3rd Generation)
T₄
T₃
FT₄
FT₃
Tg(Thyroglobulin)
TGA(Anti-Tg)
Anti-TPO
TRAb
TMA
Rev T₃
Intact PTH

Prenatal Screening

cAFP
free β -HCG
PAPP-A
HCG/ β -HCG
free Estriol

Inflammation Monitoring

hs-CRP
PCT(Procalcitonin)
*IL- 6

Kidney Function

β ₂-MG
Albumin

TORCH

Toxo IgG
Toxo IgM
Rubella IgG
Rubella IgM
CMV IgG
CMV IgM
HSV-1/2 IgG
HSV-1/2 IgM
HSV-2 IgG
*HSV-2 IgM
*HSV-1 IgG
*HSV-1 IgM

EBV

EBV EA IgG
EBV EA IgA
EBV VCA IgG
EBV VCA IgM
EBV VCA IgA
EBV NA IgG
*EBV NA IgA

Immunoglobulin

IgM
IgA
IgE
IgG

Hepatic Fibrosis

HA
PIIIP N-P
C IV
Laminin
Cholyglycine

Infectious Disease

HBsAg
Anti-HBs
HBeAg
Anti-HBe
Anti-HBc
Anti-HCV
Syphilis
Chagas
HTLV I/II
Anti-HAV
HAV IgM
HIV p24 Ag
HIV Ab/Ag combi
H.pylori IgG
*H.pylori IgA
*H.pylori IgM
*Anti-HBc IgM

Drug Monitoring

CSA (Cyclosporine A)
FK 506 (Tacrolimus)
Digoxin

Cardiac

CK-MB
Troponin I
Myoglobin
NT-proBNP
Aldosterone
Angiotensin I
Angiotensin II
D-Dimer
LP-PLA2
hs-cTnI
hs-CRP
Direct Renin
*H-FABP
*BNP

Autoimmune

TGA(Anti-Tg)
TRAb
TMA
Anti-TPO
ICA
IAA(Anti Insulin)
GAD 65
Anti-IA2
*Anti-CCP
*Anti-dsDNA
*ANA
*ENA
*Anti-Sm
*Anti-Ribosomal-P
*Anti-Scl-70
*Anti-CENP-B
*Anti-Jo-1
*Anti-M2
*Anti-Histone
*Anti-RNP
*Anti-SSB
*Anti-SSA

Others

GH(hGH)
IGF-I
Cortisol
ACTH
*IGFBP-3

* Available soon

MAGLUMI™ 4000 Plus

Chemiluminescence Immunoassay (CLIA) System

Technical Specifications

Reagent Feature

- Flash chemiluminescence label – ABEI, fast and long stability
- Magnetic microbeads separation, high sensitivity and efficient

Main Features

- Throughput: up to 280 tests/hour
- 24 hours ready to use
- Time to first result: 16 minutes

Modes of Operation

- Random Access, Batch and Emergency mode

Sample Loading

- Up to 144 sample positions, can be extended to 280
- Continuous loading, STAT available
- Barcode reader recognition or analyzer auto numbered
- LIS connection, auto read sample information
- Refrigerated sample area with independent power supply

Reagent Loading

- 25 reagent positions on board
- Continuous loading
- RFID reading all info of reagent
- Refrigerated reagent area with independent power supply

Reagent Integral

- Ready-to-use, no pretreatment required
- Build-in calibrators
- RFID tag storing all info of reagent
- RFID tag with built-in master curve
- 2-point calibration to adjust master curve
- Calibration stability: Max 4 weeks

Other Features

- Clot detection
- Liquid level detection
- Auto dilution with optional ratio for High concentration sample
- Constant 37°C incubation
- Reflex tests with editable ranges

Operation System

- Windows 7
- Color touch screen

Interconnection

- Bi-directional LIS communication via ASTM and TCP/IP protocol

Dimensions Weight

- Input: AC 110-230V, 50/60HZ, Max 900W
- Dimension: 138cm×89cm×160cm (No monitor table)
208cm×89cm×160cm (Monitor table extended)
- Weight: 270kg



Shenzhen New Industries Biomedical Engineering Co., Ltd
(SNIBE Co., Ltd)

21st Floor, Block A, Building 1, Shenzhen Software Industry Base,
No. 1008, Keyuan Road, Nanshan District, Shenzhen 518000 CHINA

Tel: +86 755 26501514

Fax: +86 755 26654850

Email: sales@snibe.com

Web: www.snibe.com



DISTRIBUTOR:

Follow us on

